

ANDRE VASQUEZ
ALDERPERSON, 40TH WARD
5620 NORTH WESTERN AVENUE
CHICAGO, ILLINOIS 60659
PHONE:773-654-1867
CONTACT US: 40THWARD.ORG/CONTACT



CITY OF CHICAGO
CITY COUNCIL

CITY HALL, ROOM 25
121 NORTH LASALLE STREET
CHICAGO, ILLINOIS 60602
PHONE:312-744-6858

COMMITTEE MEMBERSHIPS

IMMIGRANT AND REFUGEE RIGHTS

(CHAIRPERSON)

TRANSPORTATION

(VICE-CHAIRPERSON)

BUDGET

COMMITTEES AND RULES

PUBLIC SAFETY

WORKFORCE DEVELOPMENT

TRANSPORTATION AND PUBLIC WAY

March 28, 2024

SUPPLEMENTAL DOCUMENTS FROM THE
COMMITTEE ON IMMIGRANT AND REFUGEE RIGHTS

COMMITTEE MEETING
HELD MARCH 28, 2024 AT 10 AM

ITEMS

1. 'Revised Agenda of Matters' document, provided by the Committee on Immigrant and Refugee Rights.
2. 'Daily Shelter Exit & Condition Reporting' slide deck, provided by the Committee on Immigrant and Refugee Rights.

ANDRE VASQUEZ
ALDERPERSON, 40TH WARD
5620 NORTH WESTERN AVENUE
CHICAGO, ILLINOIS 60659
PHONE:773-654-1867
CONTACT US: 40THWARD.ORG/CONTACT



CITY OF CHICAGO
CITY COUNCIL

CITY HALL, ROOM 25
121 NORTH LASALLE STREET
CHICAGO, ILLINOIS 60602
PHONE:312-744-6858

COMMITTEE MEMBERSHIPS

IMMIGRANT AND REFUGEE RIGHTS

(CHAIRPERSON)

TRANSPORTATION

(VICE-CHAIRPERSON)

BUDGET

COMMITTEES AND RULES

PUBLIC SAFETY

WORKFORCE DEVELOPMENT

TRANSPORTATION AND PUBLIC WAY

March 21, 2024

REVISED AGENDA OF MATTERS TO BE CONSIDERED
BY THE
COMMITTEE ON IMMIGRANT AND REFUGEE RIGHTS

MARCH 28, 2024 AT 10 AM
COUNCIL CHAMBERS, 2ND FLOOR, CITY HALL

MONTHLY RULE 45 REPORT

Approval of the January 2024 Rule 45 Report of the Committee on Immigrant and Refugee Rights.

02024-0008386

Department of Family and Support Services directed to provide City Council daily report of total New Arrivals and Asylum Seekers to be evicted or removed from shelters operated by City of Chicago.



DAILY SHELTER EXIT & CONDITION REPORTING

Ordinance for Passage O2024-0008386
Ald. Andre Vasquez

*Committee on Immigrant
& Refugee Rights*



AGENDA

- *Overview*
- *Goal: Exit Reporting*
- *Goal: Shelter Condition Reporting*
- *Goal: Good Government & Public Interest*
- *Timeline*
- *Resources*





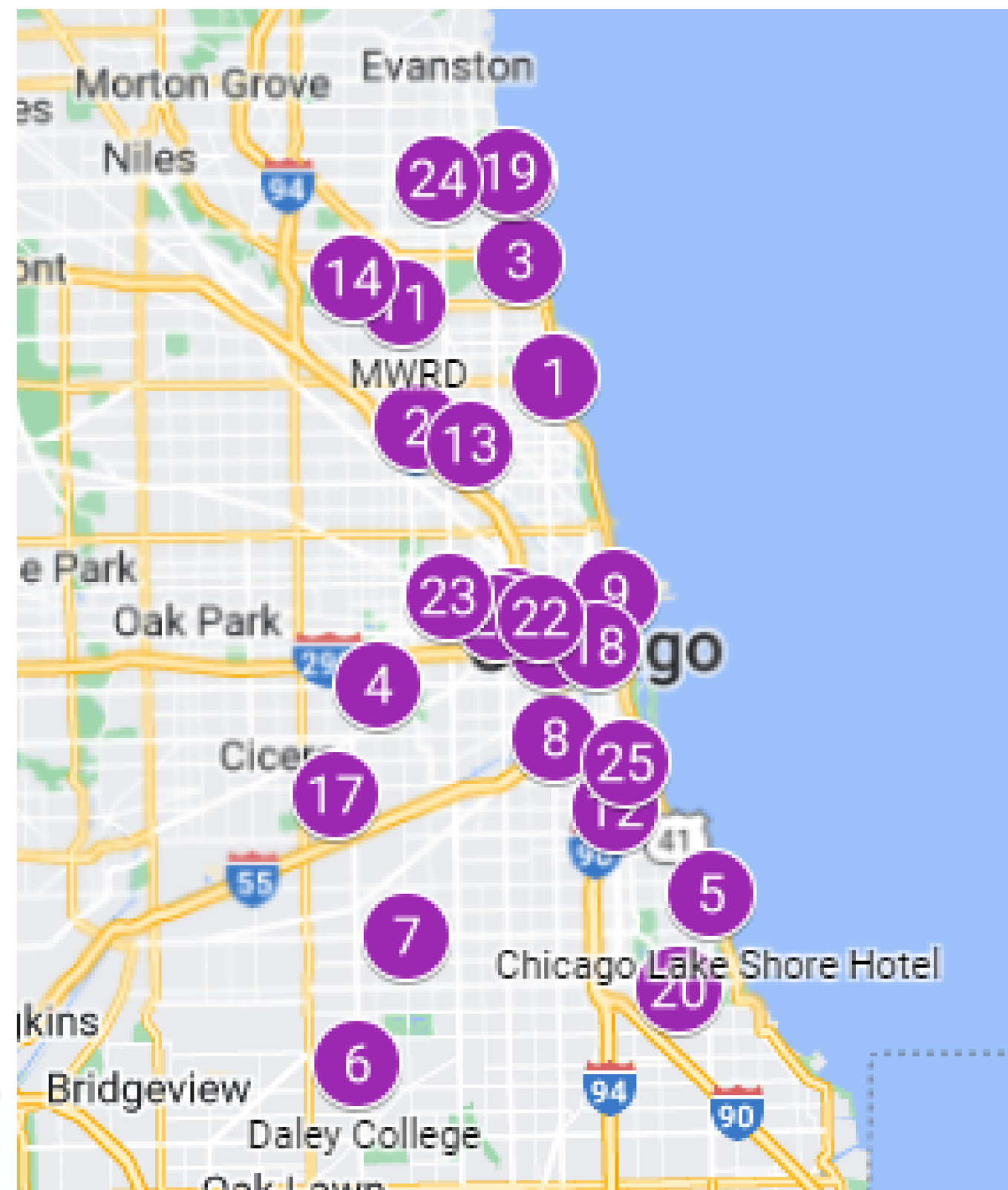
OVERVIEW

This ordinance establishes regular reporting to Alders and the public by the Dept of Family and Support Services (DFSS) on shelter exits of New Arrivals in partnership with:

- *Department of Technology & Innovation (DTI)*
- *The Office of Immigrant, Migrant and Refugee Rights (OMIRR)*
- *Committee on Immigrant and Refugee Rights (CIRR).*

The data that we are requesting already exists, we believe a formalized reporting of such data will be helpful to alders who have New Arrival shelters in their wards to understand the impact of exits in their communities.

Accessible. Transparent. Accountable.

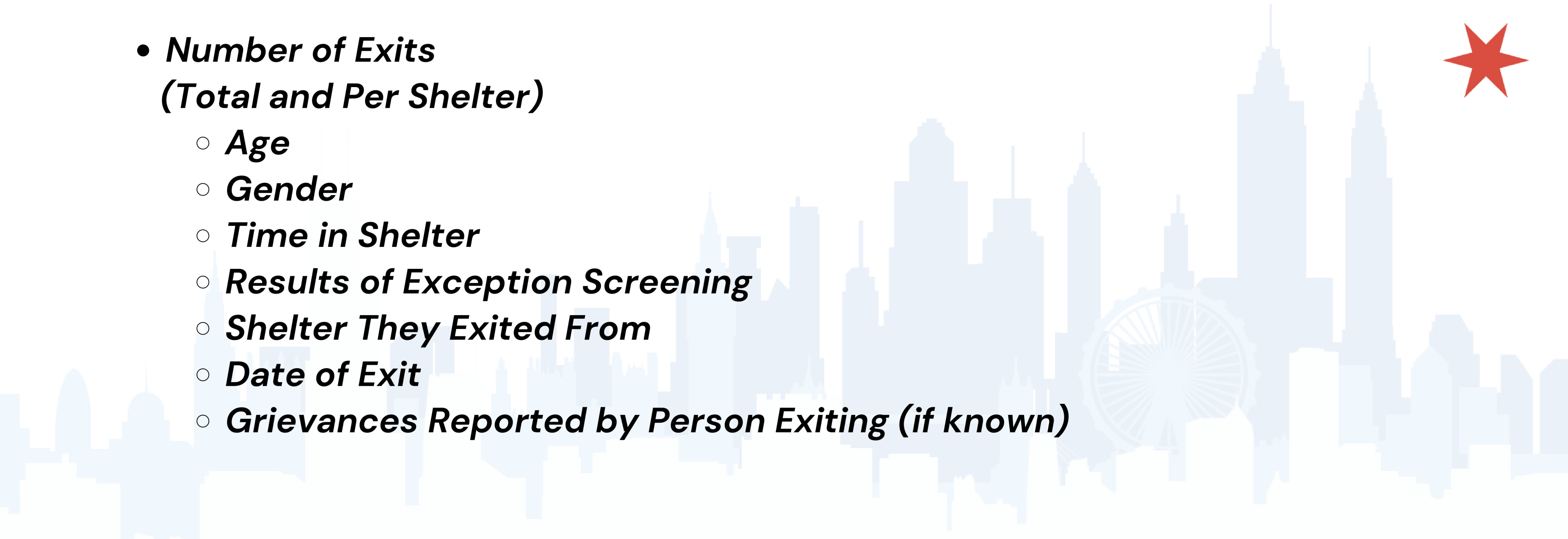




GOAL: SHELTER EXIT REPORTING (DAILY)

Daily Report of Total Shelter Exit Statistics

- ***Number of Exits
(Total and Per Shelter)***
 - ***Age***
 - ***Gender***
 - ***Time in Shelter***
 - ***Results of Exception Screening***
 - ***Shelter They Exited From***
 - ***Date of Exit***
 - ***Grievances Reported by Person Exiting (if known)***





CHICAGO

GOAL: EXIT REPORTING

Daily Report of Total Shelter Exit Statistics

All Data

See all data, [here](#).

New Arrivals Dashboard

	2023-06-09	2023-06-16	2023-06-23	2023-06-30	2023-07-07
Total New Arrivals to Date		10000	10500	11000	11000
Total New Arrivals Placed in Shelters by 311 to Date	3643	3643	3817	3868	3900
Total Exits from Sheltering System (Individuals)					2500

Movement to Date [Movement, Last 7 Days / PIT](#) [Country of Origin, to Date](#) [Country of Origin, Last Week](#) [Shelter / Landing Zone Census](#)





GOAL: EXIT REPORTING

Daily Report of Total Shelter Exit Statistics

Temporary Shelter Exits Due to 60-Day Policy

*A total of **24** individuals have exited the shelter system to date due to the 60-day shelter policy. **2** individuals exited on **March 24**.*

Upon exiting, the city does not require the individuals to share their plans or next steps. Those exiting have the option to return to the Landing Zone and be reprocessed and placed in shelter once again if appropriate beds are available or opt for onward movement.

Extensions to the policy will be determined on an individual basis. Factors from the Department of Family and Support Services' (DFSS) Limited Stay Extension Policy still apply and have always included public benefit enrollment, pregnancy or infant care, medical care, disability, mental health, gender-based violence concerns, bereavement, medical isolation or quarantine or families with children under 18.

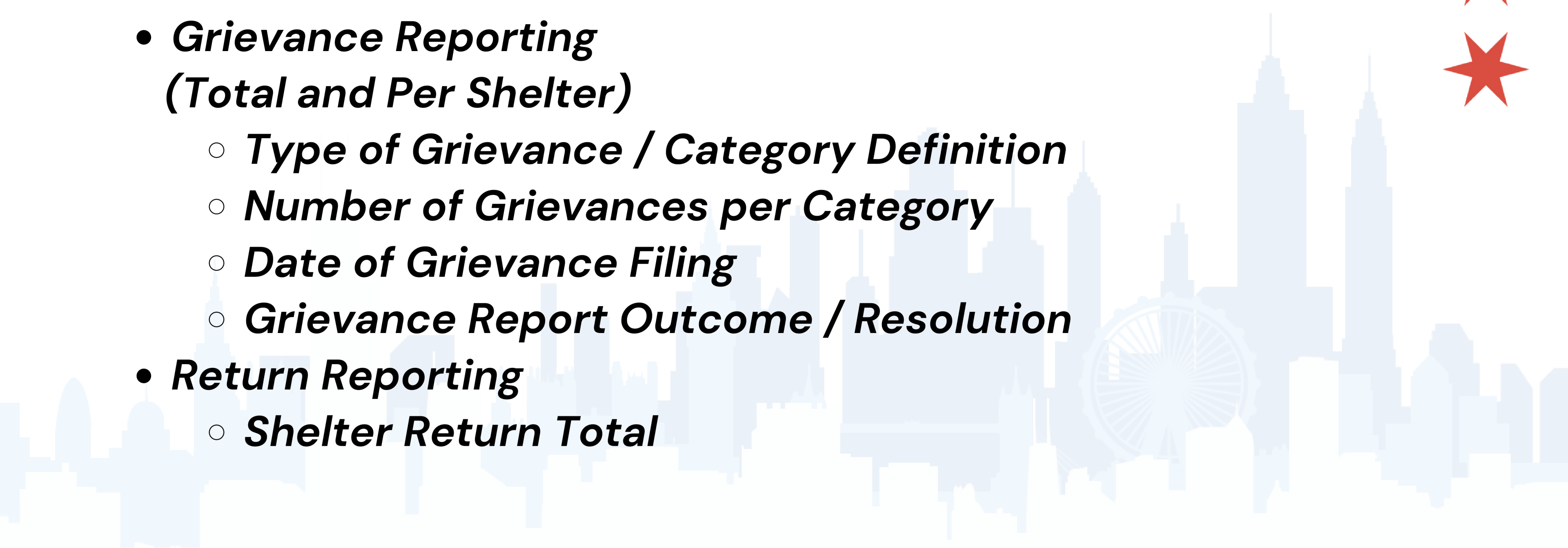




GOAL: SHELTER CONDITION REPORTING (BIWEEKLY)

Biweekly Report of Total Shelter Grievance Statistics

- ***Grievance Reporting
(Total and Per Shelter)***
 - *Type of Grievance / Category Definition*
 - *Number of Grievances per Category*
 - *Date of Grievance Filing*
 - *Grievance Report Outcome / Resolution*
- ***Return Reporting***
 - *Shelter Return Total*





GOAL: SHELTER CONDITION REPORTING

Daily Report of Total Shelter Grievance Statistics

Incident Reporting and Resident Grievance

1. Incident Reporting System

- Average # of Incident Reports filed per week: 516 (last 90 days)
 - Average per day: 74

2. Resident Grievance Reporting System

- Average # of Resident Grievances filed per week: 37 (last 90 days)
 - Average per day: 5
 - January 2024 average: 55 resident grievances filed per day



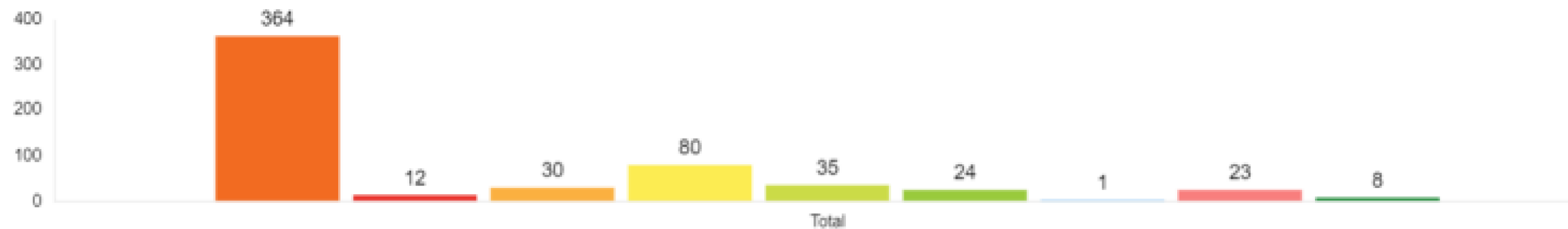
GOAL: SHELTER CONDITION REPORTING

Daily Report of Total Shelter Grievance Statistics

Resident Grievance Metrics



Breakdown By Category (Closed)



- Shelter Staff - Miembros del Personal del Albergue
- Other - Vendor (Otro - Proveedor)
- Vendor - Proveedor Externo
- Resident - Residente
- Facility Issues - Problemas con el Local
- Security Issues - Problemas con Seguridad
- Medical / Medico
- Food / Comida
- Other - Otro



GOAL: SHELTER CONDITION REPORTING

Daily Report of Total Shelter Grievance Statistics

Incident Report Metrics

Total Incident Reports Filed

13166

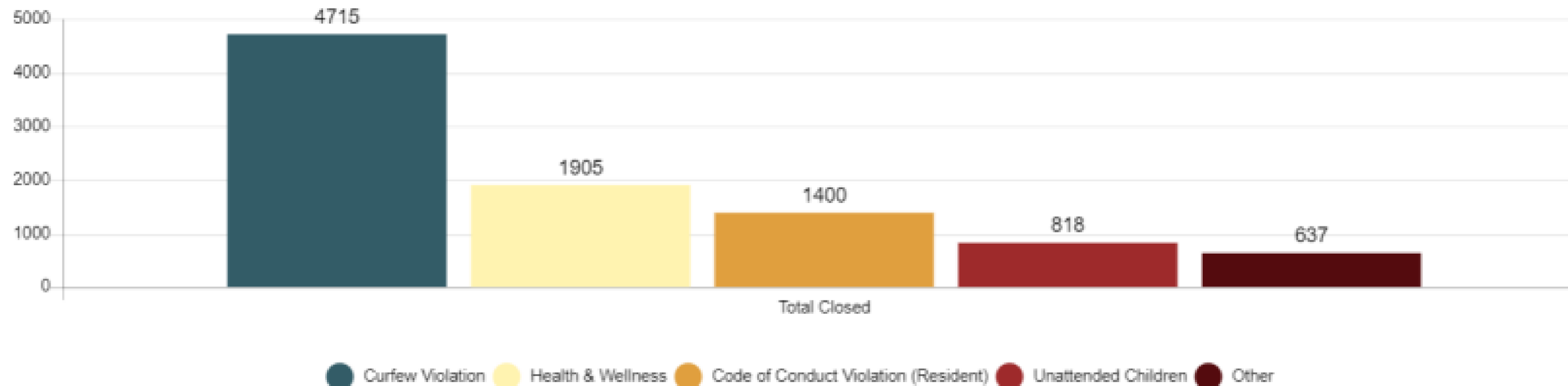
Total Incident Reports Closed

12371

Total Incident Reports In Progress

795

Top 5 Reported Categories (Closed Cases)





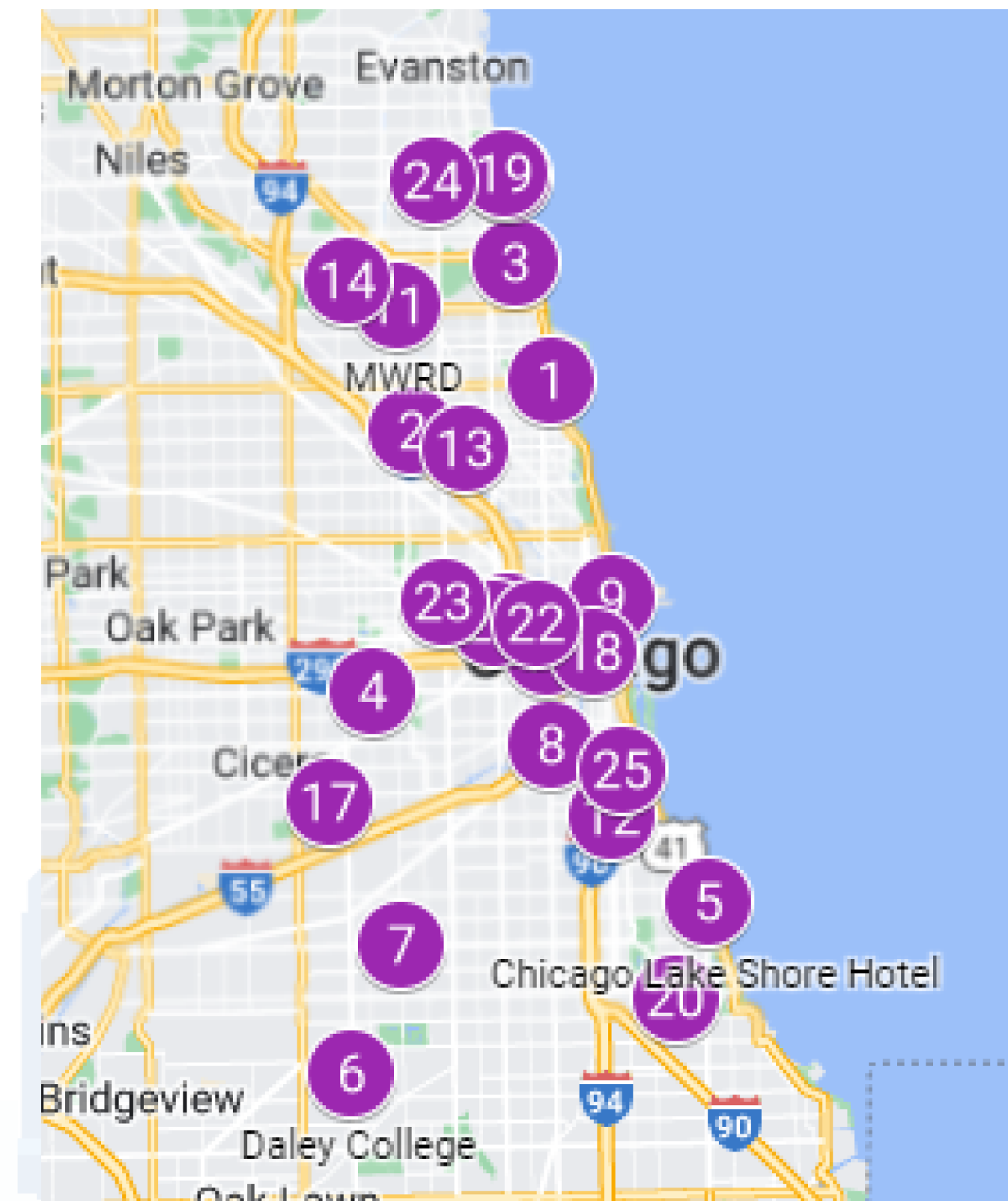
GOAL: GOOD GOVERNMENT & PUBLIC INTEREST

This ordinance provides transparency into processes related to Shelter Exits and Grievances so that:

- *The Public*
- *Chicago City Council*
- *County, State & Federal Partners*
- *Immigration Support Organizations*
- *Immigrant Rights Organizations*

are informed as to the status of Chicago's Migrant Mission as it centers the dignity of our newest Chicagoans in need.

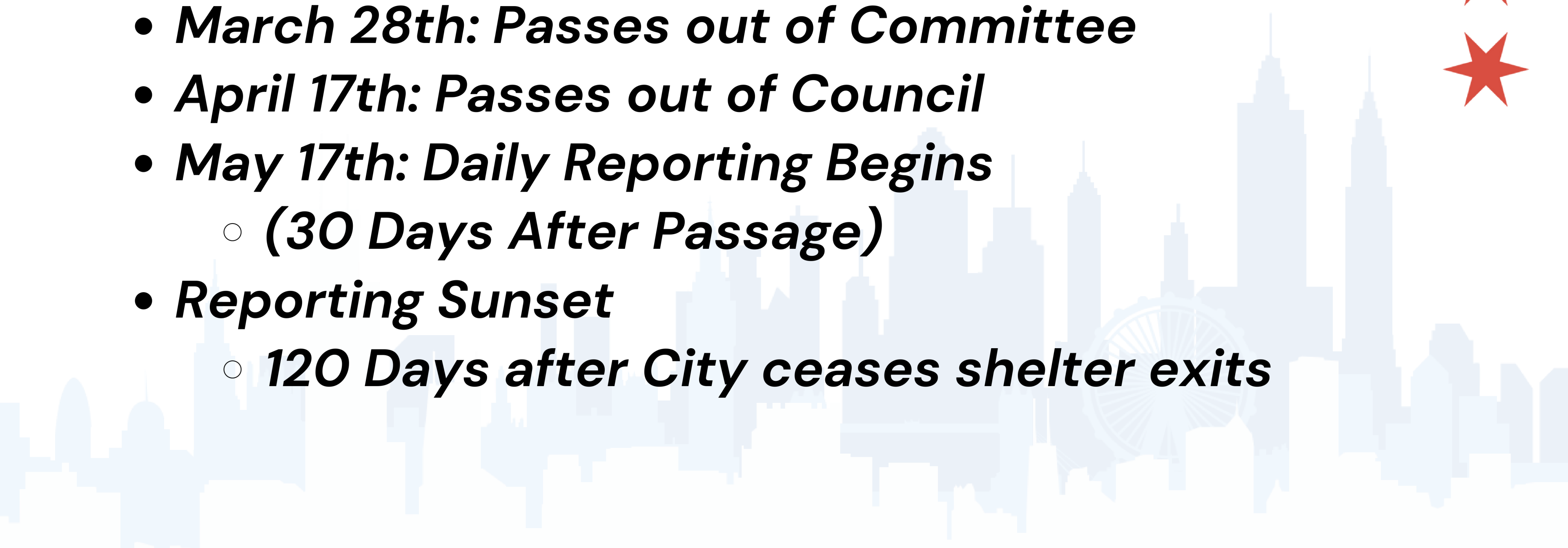
Accessible. Transparent. Accountable.





TIMELINE

- ***March 28th: Passes out of Committee***
- ***April 17th: Passes out of Council***
- ***May 17th: Daily Reporting Begins***
 - ***(30 Days After Passage)***
- ***Reporting Sunset***
 - ***120 Days after City ceases shelter exits***





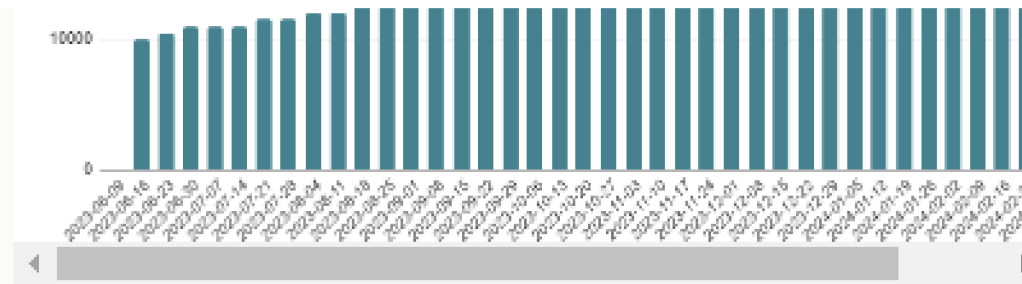
CURRENT RESOURCES & REPORTING

Available on Committee Website:
WelcometoChicago.org

Processes and Programs

STATUS	COUNT	FOCUS AREA	STATUS	SCALE	OVERVIEW OF INITIATIVE
Active	39	Case Management			
1		Immigrant Family Resource Program (IFRP)	Active	Illinois	WHAT IS THE ILLINOIS FAMILY RESOURCE PROGRAM? (IFRP) The Immigrant Family Resource Program (IFRP) is a collaboration between the Illinois Coalition for Immigrant...
2		Chicago Public Schools (CPS) Enrollment for New Arrivals	Active	City of Chicago	CLEMENTE WELCOME CENTER ENROLLMENT Chicago Public Schools launched a pilot program at Roberto Clemente Community Academy to streamline enrollment assistance and access to health and social ...
3		Chicago Public Schools (CPS) Supporting Newcomers	Active	City of Chicago	IMPORTANT INFORMATION Chicago public school all children from birth to age 21 who live in Chicago are eligible for enrollment in a Chicago Public School...
2		Illinois workNET American Job Centers	Active	Illinois	WHAT ARE AMERICAN JOB CENTERS? American Job Centers were established under the Workforce Investment Act, and reauthorized in the Workforce Innovation and Opportunities Act of 2014 ...
5		'Here to Work' Campaign	Active	Illinois	What is the Here to Work campaign?

44 records



Last 7 Days Movement Data

Below, see data on what's happened over the last seven days, including (1) how many buses have arrived, (2) how many new arrivals were placed in shelters, and (3) how many minors are currently in shelters or areas. Each column refers to the date the Committee on Immigrant and Refugee Rights received the data set.

Please note, the Committee has detected potential data errors with the rows titled 'Single Men,' 'Single Women,' and 'Families (individuals in a family unit).'

New Arrivals Dashboard : Movement, Last 7 Days / PIT

	2023-06-09	2023-06-16	2023-06-23	2023-06-30
Buses Arrived in Last 7 Days at Landing Zone				
Buses Arrived in Last 7 Days, not at Landing Zone				
Minors Currently in Shelters		1219	1288	1317
Minors Currently in Staging Area		35	73	213
Individuals Arrived Via Texas Contracted Buses				
Individuals Arrived Via Texas Contracted Buses with Personal Movement Plans				
Individuals via non Texas-Contracted Bus				
Individuals via non Texas-Contracted Bus with Personal Movement Plans				

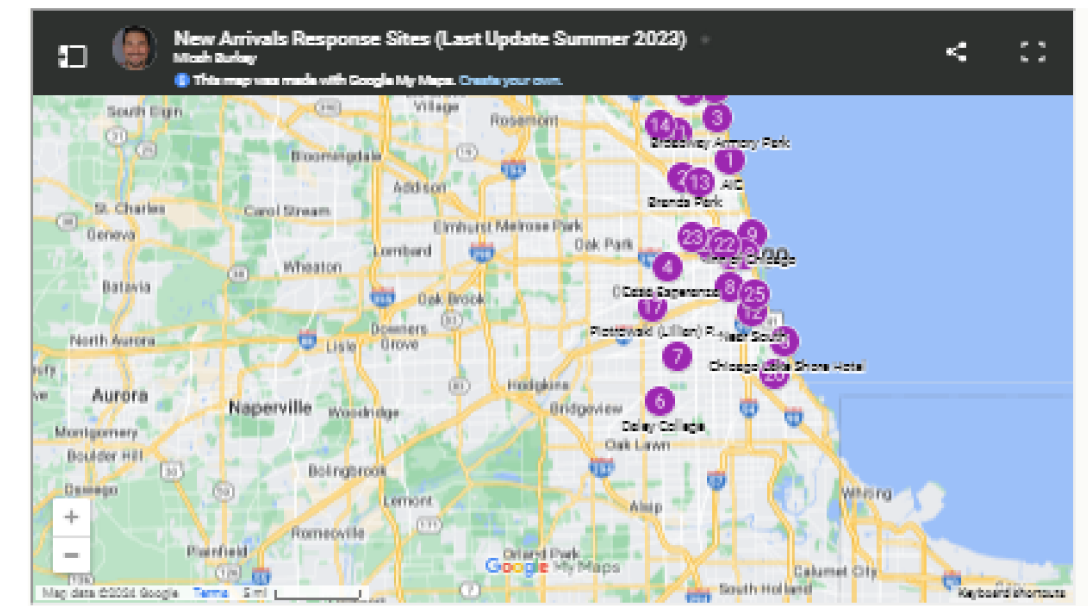
Shelters / Staging Areas / Landing Zone

Below, see data on the number of new arrivals at each staging area and shelters.

For the data set, each column refers to the date the Committee on Immigrant and Refugee Rights received the data set. The first chart maps the number of new arrivals at various staging areas over time. The second chart maps the number of new arrivals at various shelters over time. The map plots the City of Chicago's N Shelters.

New Arrivals Dashboard : Shelter / Landing Zone Census

STAGING AREA	2023-06-09	2023-06-16	2023-06-23	2023-06-30	2023-07-07	2023-07-14
Landing Zone						
O'Hare Airport	11	11	56	0	32	
Midway Airport						
Police Districts (All)	459	387	460	687	760	
SHELTER						
American Islamic College						
Best Western Hotel						



Country of Origin

Below, see data on new arrivals' countries of origin.

The first dataset tracks the cumulative number of new arrivals, divided by country of origin. Each cell specifies the total number of new arrivals that have come from one country. Each column refers to the date the Committee on Immigrant and Refugee Rights received the data set.

The second dataset tracks the weekly number of new arrivals requesting shelter by country of origin. Each cell specifies the number of new arrivals from a specific country who have requested shelter over the last 7 days. Each column refers to the day the Committee on Immigrant and Refugee Rights received the data set.

New Arrivals Dashboard : Country of Origin, to Date

	2023-06-16	2023-06-23	2023-06-30	2023-07-07	2023-07-14	2023-07-21	2023-07-28
Angola	13	14	12	16	17	17	
Brazil							
Chile							
Colombia	433	334	338	315	322	312	
Cuba	10	10					
Dominican Republic	10	10					
Ecuador	95	67	51	54	54	50	
El Salvador		11	12	11	10	10	

New Arrivals Dashboard : Country of Origin, Last Week

	2023-06-16	2023-06-23	2023-06-30	2023-07-07	2023-07-14	2023-07-21	2023-07-28
Africa	0	1	0	0	0	0	0
Chile	0	0	0	0	0	0	0
Colombia	1	2	0	1	6	8	4
Ecuador	1	1	0	0	0	3	5
El Salvador	3	0	0	0	0	3	3
Guatemala	0	0	0	1	1	1	0
Haiti	0	0	0	0	0	0	0
Honduras	0	0	0	0	0	0	3



QUESTIONS?

